



Knox Public Health

ANNUAL REPORT 2019 2020

740-392-2200

11660 Upper Gilchrist Rd., Mount Vernon, OH 43050

knoxhealth.com



The Knox County Commissioners helped us celebrate the 100th anniversary of public health in Ohio with a proclamation.



The Knox County Community Health Center opened a satellite site in Danville offering medical and behavioral health services.

Contrast, commitment and COVID-19

2019 marked the 100th anniversary of two legislative acts that shaped the future of public health in Ohio. The Hughes Act and Griswold Act, both enacted in 1919, established the modern day organization of local health departments and laid the foundation for public health efforts still in effect today.

The events that preceded the legislation included many devastating disease outbreaks that claimed thousands of lives in Ohio, including the Influenza Pandemic of 1918. Little did we know that 100 years later, Ohio, the United States and the world, would once again be tested with the appearance of an unknown virus.

2019 was a year full of routine services, participation in fairs and festivals, in-person meetings, and face-to-face medical appointments.



Yet, as the year ended, the discovery of a new coronavirus would test public health efforts with lasting impact. Work routines and everyday life would change forever.

We became so engaged in the prevention of the new disease that we did not have time to do an annual report in 2019. So this report covers both 2019 and 2020, and serves as a record of our work before and during COVID-19.

2020 involved reduced services and staff working from home. We were involved in approval of safety plans for business, COVID-19 testing, prevention education, contact tracing and case investigation.

With the arrival of vaccine at the end of 2020, we feel there is light at the end of the tunnel. Yet, it's a long tunnel and our commitment to eradicate COVID-19 will continue to dictate much of our work in 2021.



We celebrated Public Health Week in 2020 by announcing a new logo for the agency and promoting our work with COVID-19.



The testing crew was dressed in full PPE - 'Personal Protective Equipment' - for the testing drive-thru in Centerburg.

2019 ... was a normal year

Notable Numbers	2019	2020
Vital Statistics		
Births	419	459
Teen Births	42	34
Single Mothers	192	89
Smoking Mothers	97	70
Home Births	27	43
Deaths	450	653

Top Causes of Death

1. Heart-Related	1. Heart Related
2. Lung Disease/ Respiratory Failure	2. Cancer
3. Cancer	3. COVID-19
4. Flu/Pneumonia	4. Lung Disease/ Respiratory Failure

Environmental Health

Food Inspections	1,084	559
Food Licenses	494	404
Water Permits	130	129
Sewage Permits	154	158
Sewage Site Eval	150	154
Animal Bites	171	168
Dog	117	78
Cat	40	35
Other	14	55
Public Health		
Nuisances	213	116
Solid Waste	54	37
Sewage	38	15
Food	89	41
Other	34	23

Education & Promotion

Community Events	28	10
School Based Education	22	22
Tobacco Cessation Participants	100	55
Narcan Kits Distributed	92	45
Car Seats Distributed	69	43
Facebook Posts	424	1,219
FB Total Reach	413,511	2,706,204
Website Users	1,788	13,405
Website Visits	5,299	34,169



We introduced pre-schoolers to healthy behaviors with a puppet show promoting hand-washing and the importance of covering your cough.



We helped fourth-grade students in Fredericktown learn about the lettuce they grew in their classroom and how to use it in different recipes.

Our staff promoted our services and surveyed residents at the county fair.



In the Health Center, we conducted physical exams for sports participation and back-to-school requirements.



We promoted bike safety and helped fit youth with free bike helmets.



With the help of our summer intern, we set mosquito traps to track the West Nile Virus.



We conducted third-grade dental assessments for more than 300 students.



We promoted safe sleep practices during newborn home visits.



We promoted the importance and acceptance of breastfeeding during the annual Big Latch On event with local mothers and their children.

In 2020... nothing was normal

Communication was an important part of with COVID-19. Health Commissioner Julie Miller hosted regular Facebook Live events and our website had daily updates on cases and guidance.



We met with staff and community groups online via Zoom.



We staffed a call-line to address public questions and concerns.

KNOX COUNTY POSITIVE COVID-19 CASES					
#	Results Rec'd	Age/ Gender	Where Tested	Other Details	Current Status
1	3/20/20	25F	Franklin Co.	Vls. in Franklin County	Recovered
2	3/23/20	71M	Yone County	RTN. from Fla Hosp. at KCH	Recovered
3	3/29/20	38M	Licking Co.	Vls. in Franklin County	Recovered @ KCH
4	3/30/20	72F	Franklin Co.	Initially hosp. at KCH	Recovered
5					Recovered
6					Recovered
7					Recovered
8					Recovered
9					Recovered
10					Recovered

Knox Public Health	Positive COVID-19 CASES
UPDATE	2811
Thursday, December 31, 2020	

Knox County's current RISK LEVEL is:	41	335
RED		



Throughout the summer and fall we offered drive-thru testing at multiple locations.



We took temperatures of staff and visitors... and our health providers treated patients via telemedicine.

In late December, we received our first shipment of COVID-19 vaccine.



COVID-19, however didn't stop us from starting a few new services and activities...



We opened a Milk Bank drop site to collect human milk for medically-fragile infants. United Way's Women United group provided funding for the freezer.



The Health Center started the No Cavity Club which totaled 40 members. Each month a member was chosen to receive an electric toothbrush.

Notable Numbers	2019	2020
	Community Health Center	
Total Patients	6,266	5,786
New Patients	1,464	1,645
Dental Patients	3,701	3,624
Medical Patients	2,872	2,639
Behavior Health	1,303	2,285

WIC	2019	2020
	Monthly Caseload	
Education Participants (monthly avg.)	930	840
Participants	159	134

Public Health Outreach	2019	2020
	Communicable Disease Cases (Except COVID-19)	
Flu Shots	1,490	1,247
Children with Medical Handicaps (monthly avg. caseload)	242	247

COVID-19
First Case Reported March 20, 2020
Total Cases as of Dec. 31, 2020 2,396
56% Women - 44% Men
Age Breakdown
Under 18 - 7%
18-34 yrs. - 25%
35 - 55 yrs. - 30%
56-74 yrs. - 26%
75 yrs. & older - 11%
Tests Conducted 4,778
First Death April 1, 2020 (Knox County resident living in Fla.) July 8, 2020 (First in-county death)
Deaths from COVID Complications 62 - as of Dec. 31, 2020 72% of deaths were over age 75 Youngest death - Age 56

Fiscal Overview

2019 Grants

American Risk Pooling PEP	1,000.00
CCI Grant (Tobacco Cessation)	40,104.07
Community Health Center	988,272.10
CPR	1,000.00
Creating Healthy Comm.	99,002.27
Drug Free Communities	127,047.36
Health Care Coalition	4,000.00
Maternal Child Health	61,849.20
U-Way Tobacco Free	2,500.00
P.H. Emergency Planning	60,025.68
Radon Prevention	500.00
Safe Communities	23,045.38
U-Way Dental Education	6,915.44
U-Way FACES	8,999.98
U-Way Newborn Home Visits	3,628.90
U-Way Tobacco	20,566.64
WIC	290,848.08
Women United Safe Sleep	2,850.00
Women United Puberty 101	2,500.00
Women United Hygiene	6,000.00

TOTAL GRANTS \$1,760,655.10

Personnel was steady between 2019 and 2020 with 55 full-time employees in 2019 and 58 in 2020.

With several staff members expected to retire in the next few years, the staff is engaged in succession planning and training the future leadership of the agency.

2020 Grants

American Risk Pooling PEP	1,000.00
Community Health Center	1,491,392.62
Contact Tracing Grant	153,326.00
Covid-19 Grant	311,927.08
Creating Healthy Comm.	105,928.46
Drug Free Communities	100,600.01
Health Care Coalition	7,000.00
Maternal Child Health	26,800.00
P.H. Emergency Planning	105,402.97
Safe Communities	8,896.38
TUPC Grant (Tobacco Cessation)	44,800
U-Way Dental Education	5,074.98
U-Way Newborn Home Visits	4,000.05
U-Way Tobacco	31,249.99
Vaccine Needs Assessment	20,000.00
WIC	277,103.96

TOTAL GRANTS \$2,694,502.50

The Knox County General Health District is an Equal Opportunity Employer/Provider

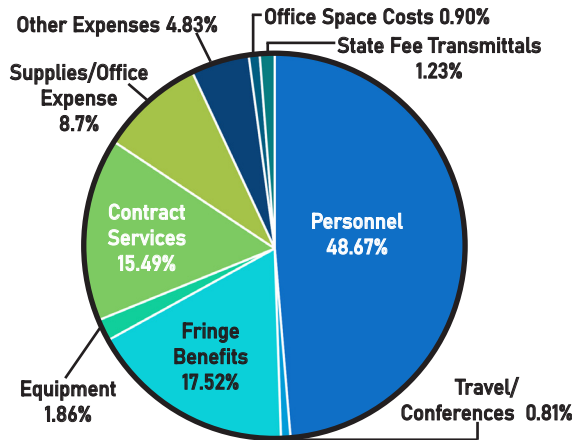
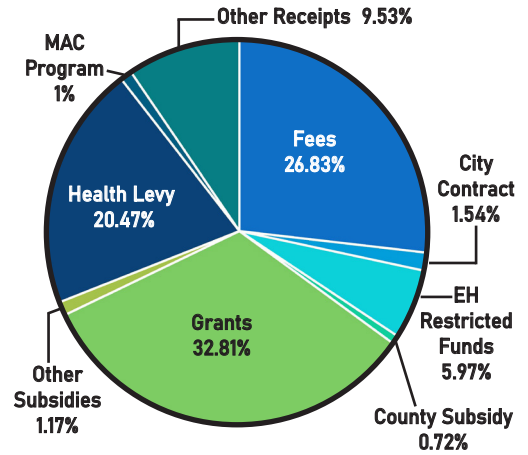
032021/150

2019 Revenue

Fees	1,439,348
Mount Vernon City Contract	82,500
Env. Health Restricted Funds	320,082
County Subdivision Subsidy	38,500
Grants	1,760,655
Other Subsidies	61,051
Health Levy	1,098,442
MAC Program	53,407
Other Receipts	511,496

Total Revenue 5,365,481

Carryover Balance from 2018 was \$1,698,630.12



2019 Expenses

Personnel Salaries	2,582,580
Travel/Conferences	42,775
Fringe Benefits	929,603
Equipment	98,660
Contract Services	821,790
Supplies/Office Expense	461,640
Other Expense	256,049
Office Space Costs	47,878
State Fee Transmittals	65,512

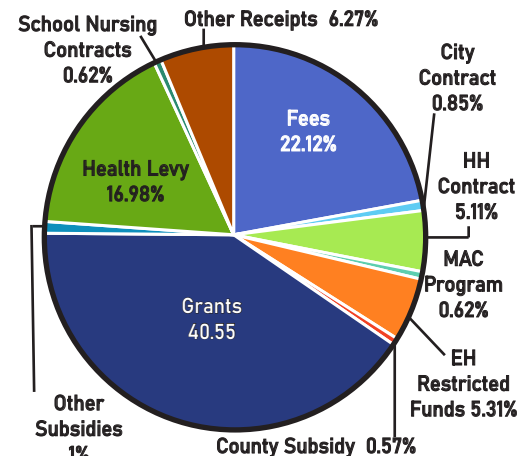
Total Expenses \$5,306,487

2020 Revenue

Fees	1,469,626
Mount Vernon City Contract	56,650
Home Health Contract	339,590
School Nursing Contracts	41,477
Env. Health Restricted Funds	352,647
County Subdivision Subsidy	37,999
Grants	2,694,503
Other Subsidies	66,238
Health Levy	1,128,317
MAC Program	41,318
Other Receipts	416,602

Total Revenue \$6,644,968

Carryover Balance from 2019 was \$1,630,624



2020 Expenses

Personnel Salaries	3,042,069
Travel/Conferences	14,708
Fringe Benefits	949,616
Equipment	117,913
Contract Services	717,686
Supplies/Office Expense	399,965
Other Expense	243,688
Office Space Costs	48,750
State Fee Transmittals	50,654

Total Expenses \$5,585,050

